

# ***Conn. State Board of Education Ad Hoc Committee***

---

**To Explore and Advise on the Future of  
J. M. Wright Technical H.S.**

**Jan. 11, 2010**

***... Chairman's Report***

# Committee Timeline

---

**Dec. 2, 2009** – SDE Board resolution

**Dec. 22, 2009** – Organizing Meeting,  
Commissioner's Charge and Chair Appointment

**Jan. 11, 2010** – 1<sup>st</sup> Committee Working Meeting

**May 14, 2010** – Committee Work Completed

**June 2010** – Committee Report and  
Recommendations to SDE Board

**July 2010** – SDE Board accepts, alter or rejects  
committee's recommendations

# Committee Charge from SDE

---

1. 10-year Regional Business and Labor Forecast
2. Programs to Sustain 450-500 Enrollment by 2014 to 2016
3. Staffing Needs for New Programs, "The Connecticut Plan" and "No Child Left Behind"
4. First Green CT Tech H.S.
5. Other questions?

# SDE Work Scope Part 1

---

## ***Enrollment – Budget \$20,000***

1. Is a 450-500 student enrollment attainable and sustainable?
2. Survey data or studies of characteristics of families and students likely to attend the school;
3. Appropriate, reliable measures of parents' commitment to send their student(s) to J.M. Wright;
4. Successful public outreach and communications with stakeholders to ensure meaningful understanding of the proposed program of study; and/or
5. Other factors demonstrating Wright Tech's viability as a technical high school

# SW Region Public Schools

---

- ❑ Eight School Districts
- ❑ 55,800 Students Enrolled in Public Schools
- ❑ 10,700 Additional Students Estimated Not Attending Public Schools
- ❑ 18 Public Middle Schools
- ❑ 12,800 Students Total
- ❑ 5,500 MS/JH Students Stamford/Norwalk

Sources: SEE Strategic District and School Profiles 2007-2008 latest school year available

# SDE Work Scope

---

## *Analysis*

1. Is it reasonable to assume, that the new programs proposed for J.M. Wright will produce an enrollment of 450-500 students by 2016?
2. What will the projected costs be to renovate, staff, and open the building as soon as the 2011-12 school year, or at a later date?

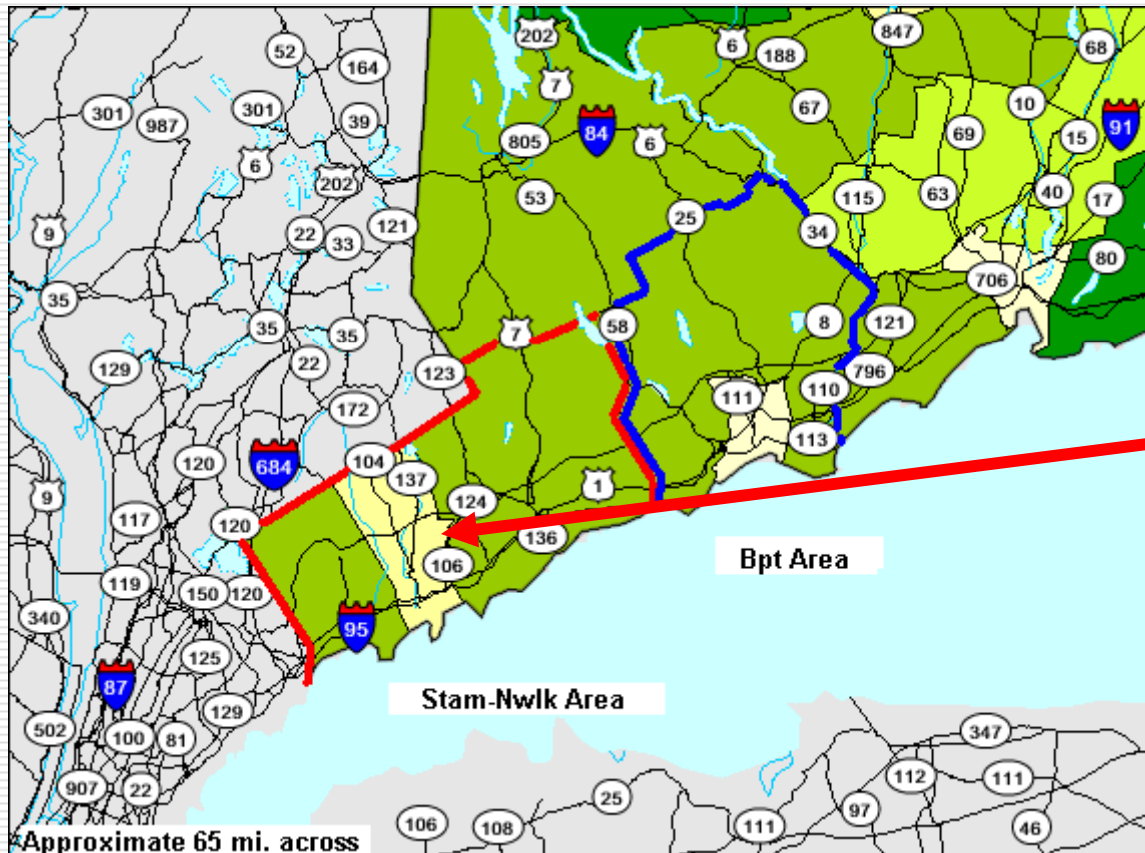
# What We Will Focus On...

---

- Needs of Business Community
- School District's Population & Needs
- Going Green
- Wright Tech Facility
- Teaching Staff
- Front Office Administration

# SW Regional Planning Area

---

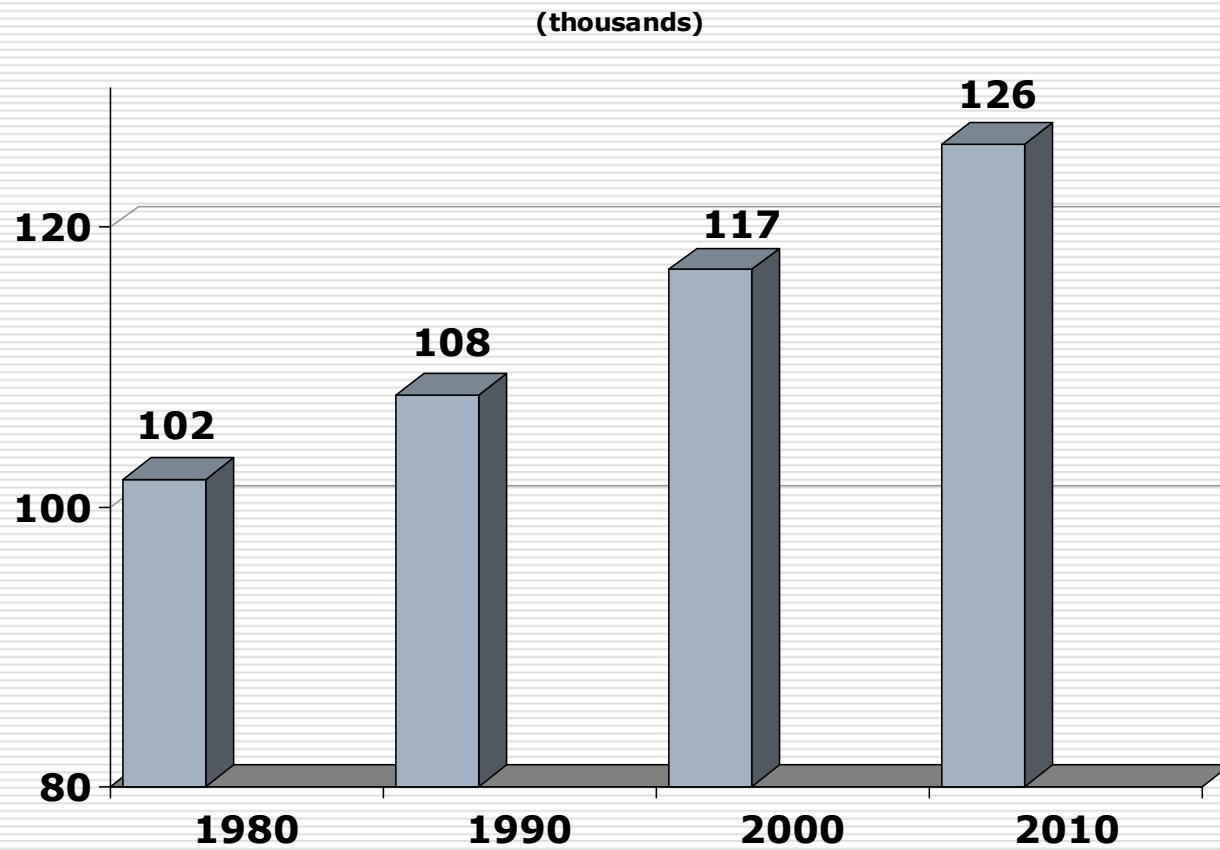


- Darien**
- Greenwich**
- New Canaan**
- Norwalk**
- Stamford**
- Weston**
- Westport**
- Wilton**

Source: U.S. Census, American Communities

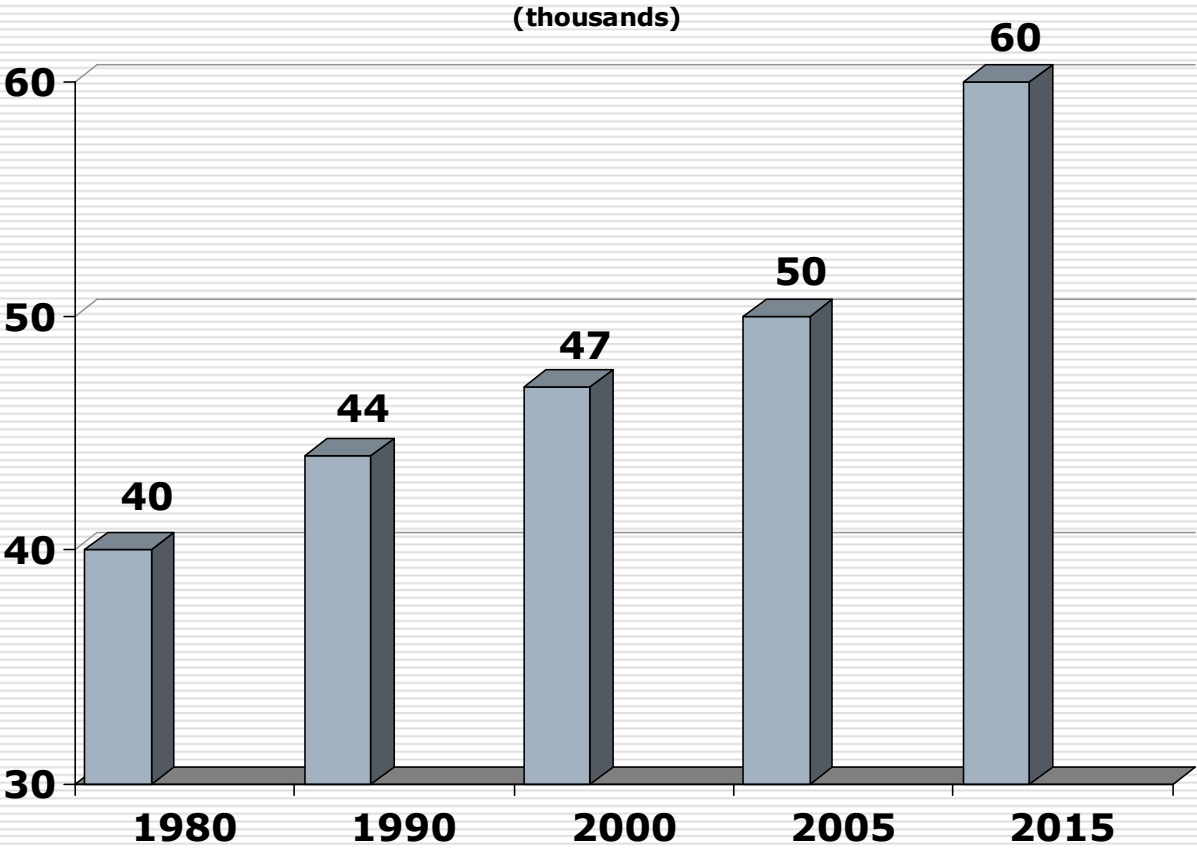
# Stamford's Growth – Population up 25%

---



# Stamford's Growth – Housing Units up 50%

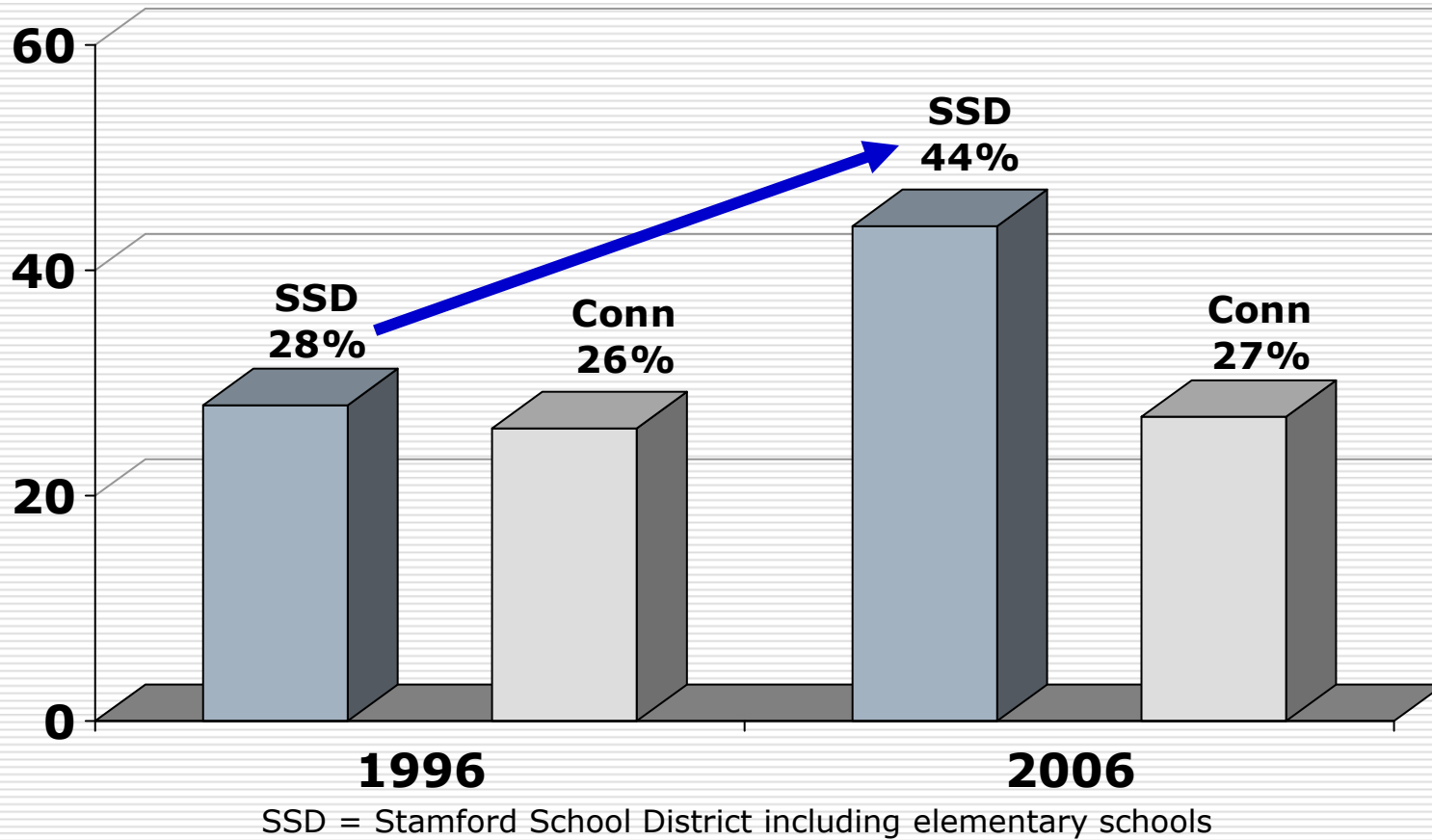
---



# Major Source of New Recruits...

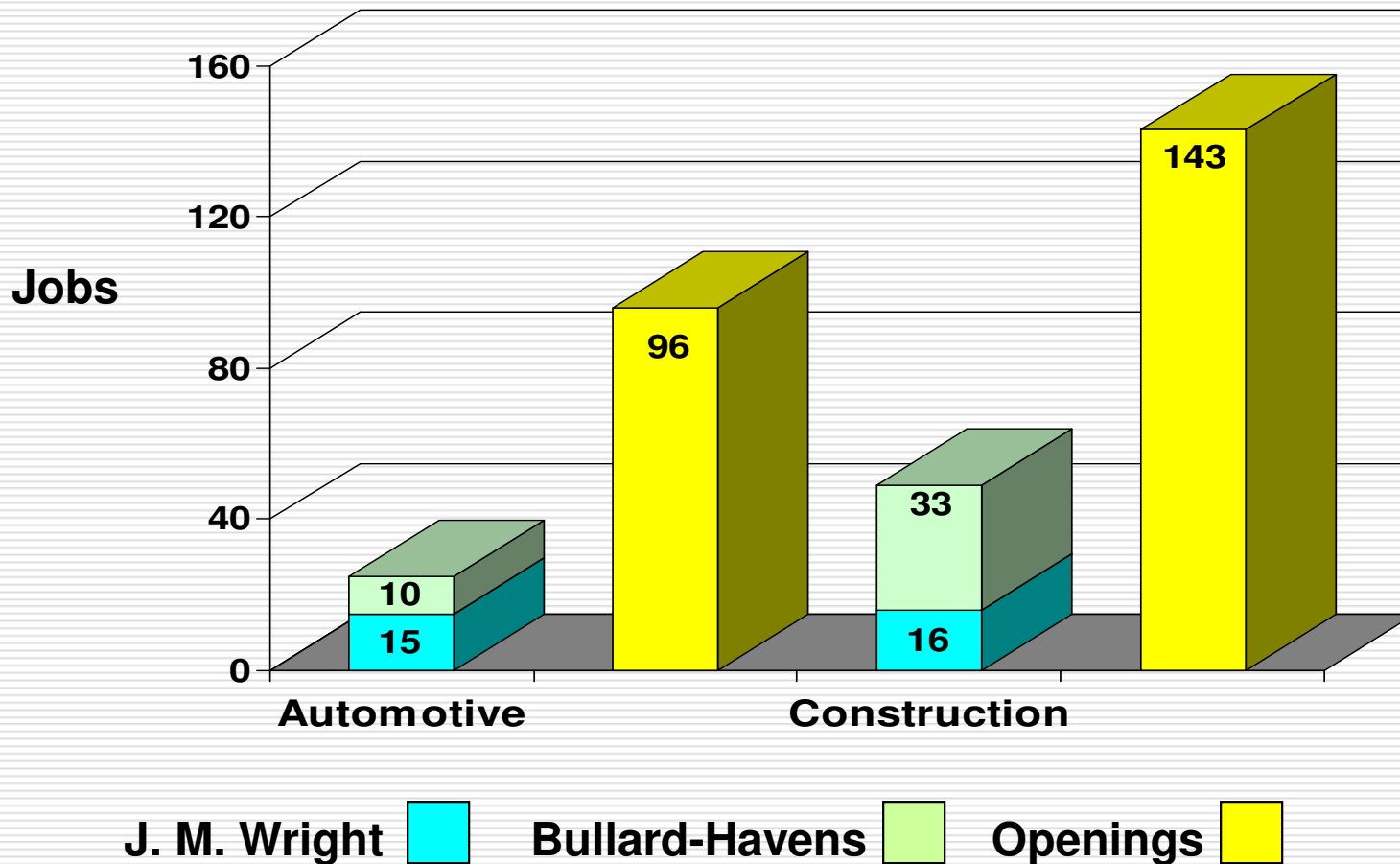
## % Eligible for Free or Reduced Price Meals

---



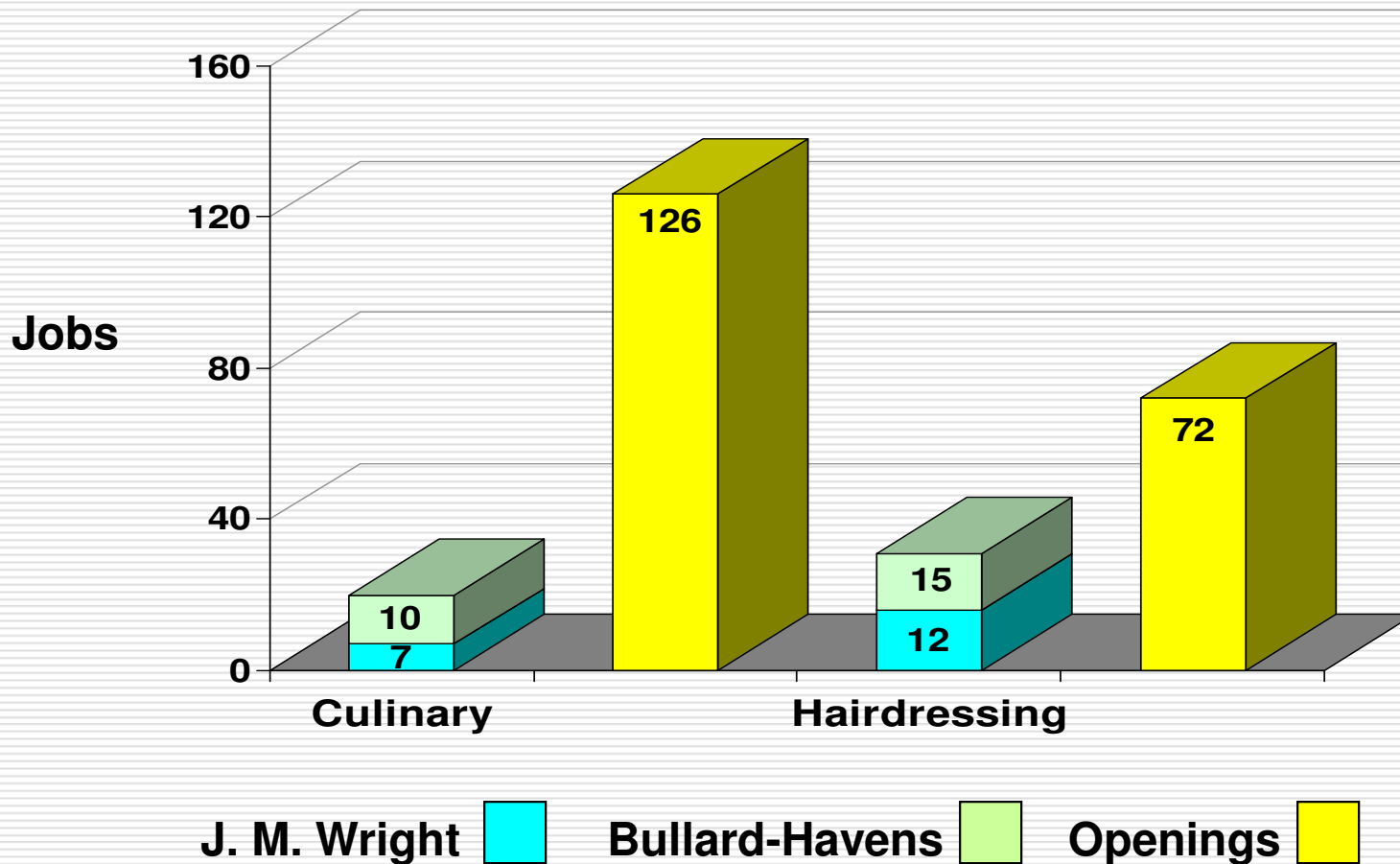
# 2006 Grads Compared with Annual Jobs Available in Southwestern Conn.

---



# 2006 Grads Compared with Annual Jobs Available in Southwestern Conn.

---



## **JMW Community Partnerships**

---

- **Automotive Dealers**
- **Norwalk and Gateway Community Colleges**
- **Stamford Health Systems**
- **University of Connecticut**
- **Trades Unions**

# 2010 Regional Partnerships

---

## *Partnerships*

- **Norwalk and Gateway C.C.**
  - **Career Pathways Initiative**
  - **College Awareness Program**
  - **UConn 2 plus 2 program**
- **Automotive dealers**
- **Construction Trades**
- **Hospitality Sector**
- **Stamford and Norwalk Hospitals**
  - **Nursing and Other Healthcare Careers**

# 2010 Regional Recruitment

---

## *Recruitment*

- **School of Choice Approach**
- **Regions Public Schools**
  - **Darien**
  - **Greenwich**
  - **New Canaan**
  - **Norwalk**
  - **Stamford**
  - **Weston**
  - **Westport**
  - **Wilton**

# 2010 Recharge Team Mission Revisited

---

## *Recruitment – Class Profiles and Total*

- Fall 2011, 125 Freshman Students Total 125
- Fall 2012, 125 F, 125 S Total 250
- Fall 2013, 125 F, 125 S, 125 J Total 375
- Fall 2014, 125 F 125 S. 125 J, 125 S Total 500
  
- Student Population
  - Darien 3%
  - Greenwich 3%
  - New Canaan 2%
  - Norwalk 39%
  - Stamford 48%
  - Weston 2%
  - Westport 2%
  - Wilton 1%
  
- Total Enrollment = 500

# 2010 Facility

---

- **\$90 Million in Renovations Approved**
- **School Needs Total Upgrade**
- **Green Renovations**
- **Present Conditions, Looks like School of the 50's and 60's**
- **Renovations to Meet Needs of Programs**
- **Environmental Clean Up Nearly Completed**

# The Turnaround Continues

---

## *Wright Tech...*

- **Right for Today**
- **Right for Tomorrow**
- **Right for Stamford  
and SW Connecticut**

# Talking Points

---

- Facility Time Line
- Going Green Plan
- Enrolment
- Enrolment Survey
- Programs/Trades in CT Tech H.S.
- Green Trades
- Facility Staffing